

3M™ Sun Control Window Film





Silver 15 Exterior (RE15SIARXL)

Technical Data

Product Benefits

- Reduces air conditioning costs.
- Stay cooler by reducing excessive heat in warmer months.
- Improves comfort by reducing excessive solar heat.
- Reduces glare and eye discomfort.
- Extend the life and vibrancy in the fabric of furniture and carpets.
- Reduces injury risk from flying glass.

Product Performance & Technical Data

Silver 15 External								
	Single Pane		Tinted		Double Pane		Double tinted	
Film	1/4" Clear	Silver 15 External	1/4" tint	Silver 15 External	Dual 1/4" Clear	Silver 15 External	Dual 1/4" tint	Silver 15 External
Solar Heat Gain Coefficient	0.82	0.19	0.63	0.16	0.70	0.14	0.51	0.11
Visible Light Transmitted	89%	17%	53%	10%	79%	15%	47%	9%
Visible Light Reflected Interior	9%	56%	6%	23%	15%	54%	13%	27%
Visible Light Reflected Exterior	8%	61%	6%	61%	15%	61%	8%	61%
U Value	1.03	1.02	1.03	1.02	0.47	0.47	0.47	0.47
UV Block	38%	99%	NA	99%	NA	99%	NA	99%
Total Solar Energy Rejected	19%	81%	37%	84%	30%	86%	49%	89%
Glare Reduction	NA	81%	NA	82%	NA	81%	NA	81%
Heat Loss Reduction	NA	0%	NA	0%	NA	0%	NA	0%
Solar Heat Reduction	NA	77%	NA	75%	NA	79%	NA	78%

Important:

The information provided in this report is believed to be reliable; however, due to the wide variety of intervening factors, 3M does not warrant that the results will necessarily be obtained. All details concerning product specifications and terms of sale are available from 3M.



Renewable Energy Division
 St. Paul, MN 55144-1000
 1-866-499-8857
www.3M.com/windowfilm

3M is a trademark of 3M.
 © 3M 2012. All rights reserved.
 04/08 DMR #

3M™ Sun Control Window Film





Silver 35 Exterior (RE35SIARXL)

Technical Data

Product Benefits

- Reduces air conditioning costs.
- Reduces glare and eye discomfort.
- Extend the life and vibrancy in the fabric of furniture and carpets.
- Reduces injury risk from flying glass.

Product Performance & Technical Data

Silver 35 External								
	Single Pane		Tinted		Double Pane		Double tinted	
Film	1/4" Clear	Silver 35 External	1/4" tint	Silver 35 External	Dual 1/4" Clear	Silver 35 External	Dual 1/4" tint	Silver 35 External
Solar Heat Gain Coefficient	0.82	0.36	0.63	0.30	0.70	0.29	0.51	0.22
Visible Light Transmitted	89%	35%	53%	21%	79%	32%	47%	19%
Visible Light Reflected Interior	9%	36%	6%	16%	15%	37%	13%	21%
Visible Light Reflected Exterior	8%	35%	6%	35%	15%	36%	8%	35%
U Value	1.03	1.02	1.03	1.02	0.47	0.47	0.47	0.47
UV Block	38%	99%	NA	99%	NA	99%	NA	99%
Total Solar Energy Rejected	19%	64%	37%	70%	30%	71%	49%	78%
Glare Reduction	NA	60%	NA	61%	NA	59%	NA	60%
Heat Loss Reduction	NA	1%	NA	1%	NA	0%	NA	0%
Solar Heat Reduction	NA	56%	NA	53%	NA	59%	NA	57%

Important:

The information provided in this report is believed to be reliable; however, due to the wide variety of intervening factors, 3M does not warrant that the results will necessarily be obtained. All details concerning product specifications and terms of sale are available from 3M.



Renewable Energy Division
 St. Paul, MN 55144-1000
 1-866-499-8857
www.3M.com/windowfilm

3M is a trademark of 3M.
 © 3M 2012. All rights reserved.
 04/08 DMR #

3M™ Sun Control Window Film





Neutral 35 Exterior (RE35NEARXL)

Technical Data

Product Benefits

- Reduces air conditioning costs.
- Stay cooler by reducing excessive heat in warmer months.
- Reduces glare and eye discomfort.
- Extend the life and vibrancy in the fabric of furniture and carpets.
- Reduces injury risk from flying glass.

Product Performance & Technical Data

Neutral 35 External								
	Single Pane		Tinted		Double Pane		Double tinted	
Film	1/4" Clear	Neutral 35 External	1/4" tint	Neutral 35 External	Dual 1/4" Clear	Neutral 35 External	Dual 1/4" tint	Neutral 35 External
Solar Heat Gain Coefficient	0.82	0.49	0.63	0.41	0.70	0.38	0.51	0.29
Visible Light Transmitted	89%	44%	53%	27%	79%	40%	47%	24%
Visible Light Reflected Interior	9%	13%	6%	8%	15%	18%	13%	14%
Visible Light Reflected Exterior	8%	10%	6%	10%	15%	12%	8%	10%
U Value	1.03	1.02	1.03	1.02	0.47	0.47	0.47	0.47
UV Block	38%	99%	NA	99%	NA	99%	NA	99%
Total Solar Energy Rejected	19%	51%	37%	59%	30%	62%	49%	71%
Glare Reduction	NA	50%	NA	50%	NA	50%	NA	50%
Heat Loss Reduction	NA	0%	NA	0%	NA	0%	NA	0%
Solar Heat Reduction	NA	40%	NA	34%	NA	46%	NA	42%

Important:

The information provided in this report is believed to be reliable; however, due to the wide variety of intervening factors, 3M does not warrant that the results will necessarily be obtained. All details concerning product specifications and terms of sale are available from 3M.



Renewable Energy Division
 St. Paul, MN 55144-1000
 1-866-499-8857
www.3M.com/windowfilm

3M is a trademark of 3M.
 © 3M 2012. All rights reserved.
 04/08 DMR #

3M™ Sun Control Window Film





Bronze 20 Exterior (RE20BRARXL)

Technical Data

Product Benefits

- Reduces air conditioning costs.
- Stay cooler by reducing excessive heat in warmer months.
- Reduces glare and eye discomfort.
- Extend the life and vibrancy in the fabric of furniture and carpets.
- Reduces injury risk from flying glass.

Product Performance & Technical Data

Bronze 20 External								
	Single Pane		Tinted		Double Pane		Double tinted	
Film	1/4" Clear	Bronze 20 External	1/4" tint	Bronze 20 External	Dual 1/4" Clear	Bronze 20 External	Dual 1/4" tint	Bronze 20 External
Solar Heat Gain Coefficient	0.82	0.22	0.63	0.19	0.70	0.17	0.51	0.13
Visible Light Transmitted	89%	23%	53%	14%	79%	21%	47%	12%
Visible Light Reflected Interior	9%	33%	6%	15%	15%	35%	13%	20%
Visible Light Reflected Exterior	8%	32%	6%	32%	15%	33%	8%	32%
U Value	1.03	1.02	1.03	1.02	0.47	0.47	0.47	0.47
UV Block	38%	99%	NA	99%	NA	99%	NA	99%
Total Solar Energy Rejected	19%	78%	37%	81%	30%	84%	49%	87%
Glare Reduction	NA	74%	NA	74%	NA	73%	NA	74%
Heat Loss Reduction	NA	0%	NA	0%	NA	0%	NA	0%
Solar Heat Reduction	NA	73%	NA	70%	NA	76%	NA	75%

Important:

The information provided in this report is believed to be reliable; however, due to the wide variety of intervening factors, 3M does not warrant that the results will necessarily be obtained. All details concerning product specifications and terms of sale are available from 3M.



Renewable Energy Division
 St. Paul, MN 55144-1000
 1-866-499-8857
www.3M.com/windowfilm

3M is a trademark of 3M.
 © 3M 2012. All rights reserved.
 04/08 DMR #

3M™ Sun Control Window Film Specifications

Specifications For Exterior Sun Control Window Film

1.0 Scope

This specification is for an abrasion resistant solar control window film which when applied to the exterior window surface will reduce the gain of solar heat energy through the window. The film shall be called 3M™ Exterior Sun Control Window Film _____.

2.0 Applicable Documents

The publications listed below form a part of this specification to the extent referenced. The publications are referred to in the text by the basic designation only. The 1985 American Society for Heating, Refrigeration, and Air Conditioning Engineers (ASHRAE) Handbook of Fundamentals.

The American Society for Testing and Materials (ASTM) publication:

- ASTM E-308 Standard Recommended Practice for Spectrophotometry and Description of Color in CIE 1931 System
- NFRC 100/200/304 (FORMERLY ASTM E-903) Standard Methods of Test for Solar Absorbance, Reflectance and Transmittance of Materials Using Integrating Spheres
- ASTM D-1044 Standard Method of Test for Resistance of Transparent Plastics to Surface Abrasion (Taber Abrader Test)
- ASTM G-90 Standard Practice for Performing Accelerated Outdoor Weatherizing for Non-metallic Materials Using Concentrated Natural Sunlight
- ASTM E-84 Standard Method of Test for Surface Burning Characteristics of Building Materials

Window 4.0, A Computer Tool for Analyzing Window Thermal Performance, Lawrence Berkeley Laboratory

3.0 Requirements of the Film

3.1 Film Material: The film material shall be an optically clear metallized polyester film which may be laminated to a clear polyester film. There must be an acrylic abrasion resistant coating over the surface of the film for enhanced durability. The film color is derived from a metal coating and the product will not contain dyed polyester. The metallic coating shall be uniform without noticeable pin holes, streaks, thin spots, scratches or banding. The variation in total transmission across the width, at any portion along the length, shall not exceed 2% over the average. The film shall have a nominal thickness of _____ mils (_____ inches). The density of the film across the web is not to exceed plus or minus 2%. There shall be no evidence of coating voids. The film shall be identified as to Manufacturer of Origin (hereafter to be called Manufacturer).

3.2 Emissivity: The emissivity of the non-adhesive surface of the film shall be _____ nominal when measured using a Devices & Services Emissometer Model AE at or near room temperature. The Manufacturer shall provide laboratory data of emissivity and calculated window "U" Values for various outdoor temperatures based upon established calculation procedure defined by the 1985 ASHRAE Handbook of Fundamentals, ch. 27, or Lawrence Berkeley Laboratory Window 4.0 Computer Program.

3.3 U Value: The U Value of the film applied to 1/4" (6mm) clear glass shall be _____ nominal when measured in accordance with test procedures described in 3.2 for Emissivity.

3.4 Transmission - Visible: When applied to 1/4" (6mm) clear glass, the luminous transmittance shall be _____ nominal when measured with an integrating sphere spectrophotometer as referenced by NFRC 100/200/304 (Formerly ASTM E-903) and calculated per ASTM E-308 using Standard Source "C" for average daylight.

Important:

The information provided in this report is believed to be reliable; however, due to the wide variety of intervening factors, 3M does not warrant that the results will necessarily be obtained. All details concerning product specifications and terms of sale are available from 3M.



Renewable Energy Division

St. Paul, MN 55144-1000

1-866-499-8857

www.3M.com/windowfilm

3M is a trademark of 3M.
© 3M 2012. All rights reserved.
04/08 DMR #

3M™ Sun Control Window Film Specifications

Specifications For Exterior Sun Control Window Film

3.5 Reflection - Visible: When applied to 1/4" (6mm) clear glass, the total luminous reflection from the glass surface shall be _____ nominal when measured with an integrating sphere spectrophotometer as referenced by NFRC 100/200/304 (Formerly ASTM E-903) and calculated per ASTM E-308 using Standard CIE Source "C" for average daylight.

3.6 Transmission - Ultraviolet Light When applied to 1/4" (6mm) clear glass, the total transmission of solar ultraviolet radiation of air mass = 2 over the spectral range of 3000 to 3800 angstroms shall not exceed _____ when measured with an integrating sphere spectrophotometer as referenced by NFRC 100/200/304 (Formerly ASTM E-903).

3.7 Shading Coefficient: When applied to 1/4" (6mm) clear glass, the shading coefficient shall be _____ nominal when solar energy transmittance and reflection are measured per NFRC 100/200/304 (Formerly ASTM E-903) and the shading coefficient is computed in accordance with the established procedures defined by The ASHRAE Handbook of Fundamentals.

3.8 Adhesive System: The film shall be supplied with a pressure sensitive weatherable acrylate adhesive applied uniformly over the surface opposite the abrasion resistant coating. A water soluble detackifier shall be incorporated over the pressure sensitive adhesive to facilitate handling. The adhesive shall be essentially optically flat and shall meet the following criteria: a. Viewing the film from a distance of ten feet (3 m) at angles up to 45 degrees from either side of the glass, the film itself shall not appear distorted.

3.9 Flammability: The Manufacturer shall provide independent test data showing that the window film shall meet the requirements of a Class A Interior Finish for Building Materials for both Flame Spread Index and Smoke Development Values per ASTM E-84.

3.10 Abrasion Resistance: The Manufacturer shall provide independent test data showing that the film shall have a surface coating that is resistant to abrasion such that, less than 5% increase of transmitted light haze will result in accordance with ASTM D-1044 using 100 cycles, 500 grams weight, and the CS10F Calbrase Wheel.

4.0 Requirements of the Authorized Dealer/Applicator (ADA)

4.1 The ADA shall provide documentation that the ADA is certified by the Manufacturer to install window film as per the Manufacturer's specifications and in accordance with specific requests as to be determined and agreed to by the customer.

4.2 Authorization of dealership may be verified through the company's 3M I.D. Number.

4.3 The ADA will provide a commercial building reference list of ten (10) properties where the ADA has installed window film. This list will include the following information:

- * Name of building
- * The name and telephone number of a management contact
- * Type of glass
- * Type of film
- * Amount of film installed
- * Date of completion

4.4 Upon request, the ADA will provide a Glass Stress Analysis of the existing glass and proposed glass/film combination as recommended by the film Manufacturer.

4.5 Upon request, the ADA will provide an application analysis to determine available energy cost reduction and savings.

Important:

The information provided in this report is believed to be reliable; however, due to the wide variety of intervening factors, 3M does not warrant that the results will necessarily be obtained. All details concerning product specifications and terms of sale are available from 3M.



Renewable Energy Division

St. Paul, MN 55144-1000

1-866-499-8857

www.3M.com/windowfilm

3M is a trademark of 3M.
© 3M 2012. All rights reserved.
04/08 DMR #

3M™ Sun Control Window Film Specifications

Specifications For Exterior Sun Control Window Film

5.0 Requirements of the Manufacturer

5.1 The Manufacturer will insure proper quality control during production, shipping and inventory, clearly identify and label each film core with the product designation and run number.

5.2 The Manufacturer will, upon request and pre-approval, provide 100% financing for the complete installation of the window film to the end-user customer in either an installment purchase or lease purchase format to be decided upon by customer.

5.3 Materials shall be manufactured by:

3M Renewable Energy Division
3M Center Building 235
St. Paul, MN 55144-1000

6.0 Application

6.1 **Examination:** Examine glass surfaces to receive new film and verify that they are free from defects and imperfections which will affect the final appearance. Correct all such deficiencies before starting film application.

6.2 **Preparation:**

- a. The window and window framing will be cleaned thoroughly with a neutral cleaning solution. The outside surface of the window glass shall be bladed with industrial razors to insure the removal of any foreign contaminant's.
- b. Toweling or other absorbent material shall be placed on the window sill or sash to absorb moisture accumulation generated by the film application.

6.3 **Installation:** The film shall be applied as to the specifications of the Manufacturer by an ADA.

- a. Materials will be delivered to the job site with the manufacturer's labels intact and legible.
- b. To minimize waste, the film will be cut to specification utilizing a vertical dispenser designed for that purpose. Film edges shall be cut neatly and square at a uniform distance of 1/8" (3mm) to 1/16" (1,5mm) of the window sealing device.
- c. Clear, clean water will be used to remove the water soluble overcoat that protects the pressure sensitive adhesive. Water and film slip solution only will be used on the window glass to facilitate the proper positioning of the film.
- d. To insure efficient removal of excess water from the underside of the film and to maximize bonding of the pressure sensitive adhesive, polyplastic bladed squeegees will be utilized.
- e. Upon completion, the film may have a dimpled appearance from residual moisture. Said moisture shall, under reasonable weather conditions, dry flat with no moisture dimples within a period of 30 calendar days when viewed under normal viewing conditions.
- f. After installation, any left over material will be removed and the work area will be returned to original condition. Use all necessary means to protect the film before, during and after the installation.

Important:

The information provided in this report is believed to be reliable; however, due to the wide variety of intervening factors, 3M does not warrant that the results will necessarily be obtained. All details concerning product specifications and terms of sale are available from 3M.



Renewable Energy Division
St. Paul, MN 55144-1000
1-866-499-8857
www.3M.com/windowfilm

3M is a trademark of 3M.
© 3M 2012. All rights reserved.
04/08 DMR #

3M™ Sun Control Window Film Specifications

Specifications for Exterior Sun Control Window Film

7.0 Cleaning

The film may be washed using common window cleaning solutions, including ammonia solutions, 30 days after application. Abrasive type cleaning agents and bristle brushes which could scratch the film must not be used. Synthetic sponges or soft cloths are recommended.

8.0 Warranty

3M™ Sun Control Window Film Films Covered: Silver 15 External, Bronze 20 External, Neutral 35 External, Silver 35 External

8.1 The application shall be warranted by the film manufacturer (3M) for a period of (2) years for vertical glazing, and (1) year for non-vertical glazing in that the film will maintain solar reflective properties without cracking, crazing, delaminating, bubbling, or peeling. In the event that the product is found to be defective under warranty, the seller will replace such quantity of the film proved to be defective.

Section	Title	3M Window Films			
		Silver 15 External	Bronze 20 External	Neutral 35 External	Silver 35 External
1	Film				
3.1	Thickness (mils)	1.5	1.5	1.5	1.5
	(inches)	0.0015	0.0015	0.0015	0.0015
3.3	U value	1.02	1.02	1.02	1.02
3.4	Visible Light Transmission	17%	23%	44%	35%
3.5	Visible Light Reflection - Exterior	61%	32%	10%	35%
	Visible Light Reflection - Interior	56%	33%	13%	36%
3.6	Ultraviolet Rejection	99%	99%	99%	99%
	Shading Coefficient				
	Coefficient - 90 degrees				
3.7	(normal incidence)	0.22	0.25	0.56	0.41

Note: Values on 1/4" Clear Glass

Important:

The information provided in this report is believed to be reliable; however, due to the wide variety of intervening factors, 3M does not warrant that the results will necessarily be obtained. All details concerning product specifications and terms of sale are available from 3M.



Renewable Energy Division
 St. Paul, MN 55144-1000
 1-866-499-8857
www.3M.com/windowfilm

3M is a trademark of 3M.
 © 3M 2012. All rights reserved.
 04/08 DMR #